










eximSafe - EQUESTRIAN MATS

note: this is a linked PDF

PRODUCTS	DETAILS
 eximSafe Interlocking Paving	900 kg / m ³
 eximSafe Interlocking Paving with EPDM	900 kg / m ³
 eximSafe Lock Paving Mat	870 kg / m ³
 eximSafe Stable Mat Drain	880-890 kg / m ³
 eximSafe Stable Mat Flat	870 kg / m ³
 eximSafe Stable Mat High Density	1100 kg / m ³
 eximSafe Stable Wall Mat	1000 kg / m ³